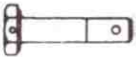





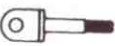



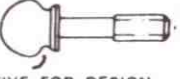


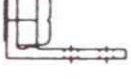


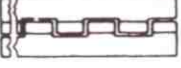



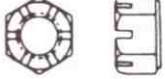
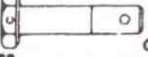



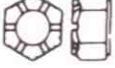
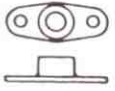

































































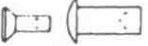






<p>AN3-AN20</p> <p>Bolt-Mach Aircraft</p> 	<p>AN220</p> <p>Flight Control Pulley</p>  <p>Phenolic</p>	<p>AN320</p> <p>Nut, Castle Shear</p>  <p>Steel CRES. Steel Al Alloy 3B Fit</p>
<p>AN21-AN36</p> <p>Bolt-Clevis</p> 	<p>AN227</p> <p>Fasteners, Snap and Curtain</p>  <p>See Spec.</p> <p>PLATE POST STUD</p>	<p>AN335</p> <p>Nut, Plain Hex; Non-Structural</p>  <p>Brass Steel 2B Fit</p>
<p>AN42-49</p> <p>Bolt, Eye</p>  <p>Alloy Steel available in CRES. Steel</p>	<p>AN250-253</p> <p>Hinges, Assemblies & Parts</p>  <p>Brass Steel Aluminum</p> <p>ALSO SEE—MS 20001 and MS 20253</p>	<p>AN340</p> <p>Nut, Machine Screw, Hexagon Coarse Thread</p>  <p>CRES. Steel Steel Brass Al Alloy 2B Fit</p>
<p>AN73-81</p> <p>Machine Bolt, Aircraft</p>  <p>Alloy Steel available in CRES. Steel</p> <p>INACTIVE FOR DESIGN—USE MS 20073/74</p>	<p>AN254</p> <p>Screw, Thumb Necked</p>  <p>Steel 2A Fit</p> <p>INACTIVE FOR DESIGN</p>	<p>AN341</p> <p>Nut, Plain Hexagon, Electrical</p>  <p>Brass 2B Fit</p>
<p>AN100</p> <p>Thimble Wire Cable</p>  <p>Carbon Steel CRES. Steel Phos. Bronze</p>	<p>AN256</p> <p>Nut, Self-Locking Right Angle Plate</p>  <p>Al Alloy Steel 3B Fit</p>	<p>AN345</p> <p>Nut, Machine Screw, Hexagon Fine Thread</p>  <p>CRES. Steel Steel Brass Al Alloy 2B Fit</p>
<p>AN115-116</p> <p>Shackles, Wire Rope and Anchor</p>  <p>CRES. Steel Steel Monel</p>	<p>AN257</p> <p>Hinge—Continuous</p>  <p>Alloy Steel CRES. Steel Steel</p> <p>INACTIVE FOR DESIGN—USE MS 20257</p>	<p>AN350</p> <p>Nut, Wing</p>  <p>Steel Brass available in CRES. 2B Fit</p> <p>INACTIVE FOR DESIGN</p>
<p>AN130-170</p> <p>Turnbuckles, Assemblies and Parts</p>  <p>Steel</p> <p>AN150</p>	<p>AN270-273</p> <p>Universal Joint</p>  <p>Steel</p> <p>ALSO SEE MS 20270, MS 20271</p>	<p>AN355</p> <p>Nut, Engine Slotted</p>  <p>Steel</p>
<p>AN173-186</p> <p>Bolt, Aircraft Close Tolerance</p>  <p>Alloy Steel CRES. Steel Aluminum 3A Fit</p> <p>Drilled and Undrilled</p>	<p>AN286</p> <p>Fittings, Lubrication</p>  <p>See Spec.</p> <p>INACTIVE FOR DESIGN—USE MS 15006</p>	<p>AN360</p> <p>Nut, Plain Engine</p>  <p>Steel 3B Fit</p> <p>CANCELLED USE AN121501 THRU AN121525</p>
<p>AN200-209</p> <p>Bearings, Ball Airframe</p>  <p>See Spec.</p> <p>AN200</p>	<p>AN310</p> <p>Nut, Airframe Castellated</p>  <p>CRES. Steel Steel Al Alloy 3B Fit</p>	<p>AN361-362</p> <p>Nut, Self-locking, Plate</p>  <p>Steel CRES. Steel 3B & 2B Fit</p>
<p>AN210</p> <p>Pulley, Anti-Friction</p>  <p>See Spec.</p> <p>INACTIVE FOR DESIGN</p>	<p>AN315</p> <p>Nut, Plain Airframe</p>  <p>CRES. Steel Steel Al Alloy 3B Fit</p> <p>Add "L" after dash number for Left Hand Thread</p>	<p>AN363</p> <p>Nut, Self-locking, 550°F</p>  <p>CRES. Steel Steel Monel 3B Fit</p> <p>Available SILVER PLATED</p>
<p>AN216</p> <p>Balls, Metal</p>  <p>CRES. Steel Steel Monel</p>	<p>AN316</p> <p>Nut, Check</p>  <p>CRES. Steel Steel Al Alloy 3B Fit</p> <p>Add "L" after dash number for Left Hand Thread</p>	<p>AN364</p> <p>Nut, Self-locking, Thin, 250°F</p>  <p>Steel Al Alloy Monel available in CRES. 3B Fit</p> <p>INACTIVE FOR DESIGN—USE MS 20365</p>


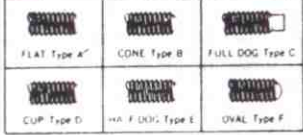














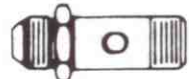
















METROPOLITAN AIRCRAFT PARTS, INC.





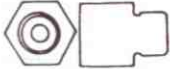












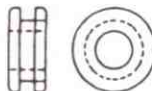








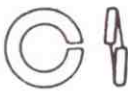


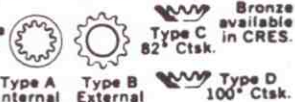



<p>AN385</p> <p>Nut, Self-locking, 250° F</p>  <p>Steel Al Alloy Monel available in CRES. 3B Fit</p> <p>INACTIVE FOR DESIGN—USE MS 20364</p>	<p>AN490</p> <p>Rod, Threaded, Aircraft</p>  <p>Steel</p>	<p>AN525</p> <p>Phillips Slotted</p> <p>Washer Head Machine Screw Coarse and Fine</p>  <p>Steel Al Alloy available in CRES. 3A Fit</p>																																				
<p>AN366-373</p> <p>Nut, Plate, Self-locking</p>  <p>Steel Al Alloy 3B & 2B Fit</p>	<p>AN500-501</p> <p>Machine Screw Fillister Head, Slotted—Coarse, Fine</p>  <p>Steel Steel Brass 2A Fit</p> <p>Drilled and Undrilled</p> <p>Add "A" before first dash number for Drilled Head</p>	<p>AN526</p> <p>Phillips Slotted</p> <p>Truss Head Machine Screw Coarse and Fine</p>  <p>Steel CRES. Steel Al Alloy 2A Fit</p> <p>Design II—"Frearson recess"— INACTIVE FOR DESIGN</p>																																				
<p>AN380-391</p> <p>Cotter Pin</p>  <p>CRES. Steel Steel</p> <p>INACTIVE FOR DESIGN—USE MS 24665</p>	<p>AN502-503</p> <p>Machine Screw, Fillister Head, Drilled; Slotted— Coarse and Fine</p>  <p>Steel 2A Fit</p>	<p>AN530</p> <p>Phillips Slotted</p> <p>Round Head Tapping Screw, Type "B" (Z)</p>  <p>Steel CRES. Steel</p> <p>Design II—"Frearson recess"— INACTIVE FOR DESIGN</p>																																				
<p>AN385-386</p> <p>Pin, Taper, Plain and Threaded</p>  <p>Steel Alloy Steel CRES. Steel</p> <p>AN385 Drilled and Undrilled</p> <table border="1" data-bbox="186 694 560 840"> <thead> <tr> <th colspan="4">AN NUTS, WASHERS AND COTTER PINS</th> </tr> </thead> <tbody> <tr> <td></td> <td></td> <td></td> <td></td> </tr> <tr> <td>AN Nut AN320</td> <td>Self-locking Nut AN364</td> <td>AN Washer AN975</td> <td>Cotter Pin AN380</td> </tr> </tbody> </table>	AN NUTS, WASHERS AND COTTER PINS								AN Nut AN320	Self-locking Nut AN364	AN Washer AN975	Cotter Pin AN380	<p>AN504</p> <p>Phillips Slotted</p> <p>Round Head Tapping Screw, Type "F"—Coarse and Fine</p>  <p>Steel CRES. Steel</p> <p>Design II—"Frearson recess"— INACTIVE FOR DESIGN</p> <table border="1" data-bbox="617 739 1039 840"> <thead> <tr> <th colspan="4">ALTERNATE POINT STYLES (Optional Types of Ends)</th> </tr> </thead> <tbody> <tr> <td>Type F</td> <td>Type G</td> <td>Type D or I</td> <td>Type T or 23</td> </tr> <tr> <td></td> <td></td> <td></td> <td></td> </tr> </tbody> </table>	ALTERNATE POINT STYLES (Optional Types of Ends)				Type F	Type G	Type D or I	Type T or 23					<table border="1" data-bbox="1071 571 1469 683"> <thead> <tr> <th colspan="4">ALTERNATE POINT STYLES (Optional Types of Ends)</th> </tr> </thead> <tbody> <tr> <td>Type "B" (Z)</td> <td>Type "BF"</td> <td>Type "BT"</td> <td>Type "BG"</td> </tr> <tr> <td></td> <td></td> <td></td> <td></td> </tr> </tbody> </table> <p>AN531</p> <p>Phillips Slotted</p> <p>82° Flat Head Tapping Screw, Type "B" (Z)</p>  <p>Steel CRES.</p> <p>Design II—"Frearson recess"— INACTIVE FOR DESIGN For Alternate Point Styles— see AN530 above</p>	ALTERNATE POINT STYLES (Optional Types of Ends)				Type "B" (Z)	Type "BF"	Type "BT"	Type "BG"				
AN NUTS, WASHERS AND COTTER PINS																																						
																																						
AN Nut AN320	Self-locking Nut AN364	AN Washer AN975	Cotter Pin AN380																																			
ALTERNATE POINT STYLES (Optional Types of Ends)																																						
Type F	Type G	Type D or I	Type T or 23																																			
																																						
ALTERNATE POINT STYLES (Optional Types of Ends)																																						
Type "B" (Z)	Type "BF"	Type "BT"	Type "BG"																																			
																																						
<p>AN386</p> <p>Threaded Taper Pin</p>  <p>Drilled and Undrilled</p>	<p>AN505/510</p> <p>Phillips Slotted</p> <p>82° Flat Head Machine Screw, Coarse and Fine</p>  <p>Steel CRES. Steel Brass Al Alloy 2A Fit</p> <p>Design II—"Frearson recess"— INACTIVE FOR DESIGN</p>	<p>AN535</p> <p>Round Head Drive Screw Type "U" Point</p>  <p>Steel available in CRES.</p>																																				
<p>AN392-406</p> <p>Pins, Flat Head, Clevis</p>  <p>Steel available in CRES.</p> <p>INACTIVE FOR DESIGN—USE MS 20392</p>	<p>AN506</p> <p>Phillips Slotted</p> <p>82° Flat Head Tapping Screw, Type "F"—Coarse and Fine</p>  <p>Steel CRES. Steel</p> <p>For alternate point styles—see AN504 above</p>	<p>AN545</p> <p>Phillips Slotted</p> <p>Round Head Wood Screw</p>  <p>Steel Brass available in CRES.</p>																																				
<p>AN415-416</p> <p>Pins, Lock, Retaining</p>  <p>CRES. Steel Steel</p>	<p>AN507</p> <p>Phillips Slotted</p> <p>100° Flat Head Machine Screw, Coarse and Fine</p>  <p>Steel CRES. Steel Brass Al Alloy 2A Fit</p> <p>Design II—"Frearson recess"— INACTIVE FOR DESIGN</p>	<p>Design II—"Frearson recess"— INACTIVE FOR DESIGN</p>																																				
<p>AN420-470</p> <p>Rivets</p>  <p>Al Alloy Steel CRES. Steel Monel Copper</p> <p>INACTIVE FOR NEW DESIGN— USE MS 20426, MS 20427, MS 20435, MS 20470</p>	<p>AN508</p> <p>Screw, Round Head, Machine (Electrical)</p>  <p>Brass 2A Fit</p> <p>Slotted</p>	<p>AN550</p> <p>Phillips Slotted</p> <p>82° Flat Head Wood Screw</p>  <p>Steel Brass available in CRES.</p> <p>Design II—"Frearson recess"— INACTIVE FOR DESIGN</p>																																				
<p>AN450</p> <p>Rivet, Tubular; Oval Head—Countersunk</p>  <p>Copper, Steel Brass Aluminum Monel available in CRES.</p> <p>100°CTSK OVAL HEAD</p> <p>INACTIVE FOR DESIGN—USE MS 2450</p>	<p>AN509</p> <p>Phillips Slotted</p> <p>100° Structural Flat Head—Machine Screw, Coarse and Fine</p>  <p>Steel CRES. Steel Al Alloy Bronze 3A Fit</p> <p>Design II—"Frearson recess"— INACTIVE FOR DESIGN</p>	<p>AN560</p> <p>Square Head Set Screw</p>  <p>Steel Available in CRES. Steel 2A Fit</p>																																				
<p>AN481-486</p> <p>Clevis, Rod End—Adjusting</p>  <p>Steel</p>	<p>AN515/520</p> <p>Phillips Slotted</p> <p>Round Head Machine Screw, Coarse and Fine</p>  <p>Steel CRES. Steel Brass Al Alloy 2A Fit</p> <p>Design II—"Frearson recess"— INACTIVE FOR DESIGN</p>	<p>Points: Flat, Cone, Dog, Cup Inactive For Design—See AN565</p>																																				




















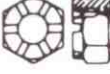


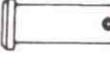

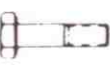

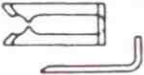


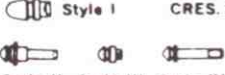





METROPOLITAN AIRCRAFT PARTS, INC.

<p>Set Screws Hexagon and Spline Socket Also Slotted</p> <p>AN565 Alloy Steel CRES Steel 3A Fit</p> <p>Hex Socket Spline Slotted</p> <p>AN POINT STYLE CHART (Add point style type before first dash No.)</p> <p>Slotted Head—INACTIVE FOR DESIGN Add "H" between numbers for "hexagon" socket. Add "L" between dash numbers for "spline" socket</p>  	<p>AN 779</p> <p>TEE Universal Fitting</p> 	<p>AN 818</p> <p>NUT Coupling</p> 
<p>AN658-669 Steel CRES. Steel Copper</p> <p>Terminals, Wire Rope and Electrical</p> <p>AN658—Fork End</p> <p>Available Styles: Fork End Crimp Style, Swaging, Clavis Eye End</p> <p>INACTIVE FOR DESIGN—USE MS 20658 MS 20659 MS 20663 MS 20664 MS 20667 MS 20668 MS 21295 MS 21296</p> 	<p>AN 784</p> <p>TEE Flared Tube, Internal Thread on Run</p> 	<p>AN756-849 Steel CRES. Steel Al Alloy</p> <p>Fittings, Aircraft</p> <p>AN822</p> 
<p>AN671-708 Steel Steel CRES. Steel</p> <p>Tie Rods</p> <p>AN671</p> 	<p>AN 800</p> <p>CONE Union</p> 	<p>AN 824</p> <p>TEE Flared Tube</p> 
<p>AN735-742 Al Alloy Steel CRES. Steel</p> <p>Clamps</p> <p>Available Styles: Loop, Hose, Tube, Plain Support</p> <p>AN742—Loop Type</p> 	<p>AN 804</p> <p>TEE Flared Tube with Bulkhead on Run</p> 	<p>AN 827</p> <p>CROSS Flared Tube</p> 
<p>AN753 Per Mil-S-6852</p> <p>Splice, Assembly and Tip</p> <p>Assembly</p> 	<p>AN 805</p> <p>NUT Union</p> 	<p>AN 832</p> <p>UNION Flared Tube, Bulkhead and Universal</p> 
<p>AN 774</p> <p>BOLT Flared Tube Fitting End Universal</p> 	<p>AN 806</p> <p>PLUG Flared Tube</p> 	<p>AN 833</p> <p>ELBOW Flared Tube and Bulkhead Universal 90°</p> 
<p>AN 775</p> <p>BOLT Fluid Passage—Universal Fitting</p> 	<p>AN 807</p> <p>ADAPTER Hose to Universal</p> 	<p>AN 834</p> <p>TEE Bulkhead and Universal Flared Tube</p> 
<p>AN 776</p> <p>ELBOW Universal 90°</p> 	<p>AN 814</p> <p>PLUG AND BLEEDER Screw Thread</p> 	<p>AN 837</p> <p>ELBOW Flared Tube and Universal 45°</p> 
<p>AN 777</p> <p>ELBOW Universal 75°</p> 	<p>AN 815</p> <p>UNION Flared Tube</p> 	<p>AN 838</p> <p>ELBOW Hose to Universal 90°</p> 
<p>AN 778</p> <p>ELBOW Universal 45°</p> 	<p>AN 816</p> <p>NIPPLE Flared Tube and Pipe Thread</p> 	<p>AN 839</p> <p>ELBOW Hose to Universal 45°</p> 







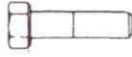


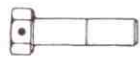
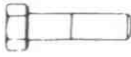
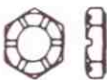
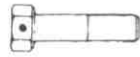
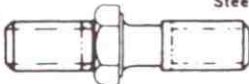

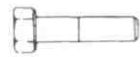




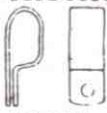







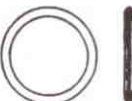
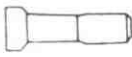






<p>AN 840</p> <p>ADAPTER Hose to Pipe Thread</p> 	<p>AN 871</p> <p>FLANGE Straight Thread Boss Welding</p> 	<p>AN 917</p> <p>TEE Internal Pipe Thread</p> 
<p>AN 841</p> <p>ADAPTER Hose to Flared Tube</p> 	<p>AN 893</p> <p>BUSHING Screw Thread Reducer</p> 	<p>AN918-AN937</p> <p>Cross Internal Head Pipe Thread</p> 
<p>AN 842</p> <p>ELBOW Pipe Thread and Hose 90°</p> 	<p>AN 894</p> <p>BUSHING Screw Thread Expander</p> 	<p>AN 919</p> <p>REDUCER External Flared Tube</p> 
<p>AN 843</p> <p>ELBOW Hose to Tube 90°</p> 	<p>AN905-909</p> <p>Plugs</p>  <p>Bronze Steel Brass</p> <p>AN905</p>	<p>AN 924</p> <p>NUT Plain Hex, Tube, Bulkhead, and Universal Fitting</p> 
<p>AN 844</p> <p>ELBOW Pipe Thread and Hose 45°</p> 	<p>AN910-929</p> <p>Fittings, Aircraft</p>  <p>CRES. Steel Bronze Brass Al Alloy</p> <p>AN912</p>	<p>AN 929</p> <p>CAP ASSEMBLY Pressure Seal Flared Tube Fitting</p> 
<p>AN 845</p> <p>ELBOW Hose to Hose 45°</p> 	<p>AN 910</p> <p>COUPLING Pipe Thread</p> 	<p>AN931</p> <p>Grommets</p>  <p>Rubber Mil-G-3036</p> <p>AN931</p>
<p>AN 846</p> <p>ELBOW Hose Bulkhead 45°</p> 	<p>AN 911</p> <p>NIPPLE Pipe Thread</p> 	<p>AN 932</p> <p>PLUG Countersink Hex Head Pipe</p> 
<p>AN 847</p> <p>ELBOW Hose to Hose 90°</p> 	<p>AN 912</p> <p>BUSHING Reducer</p> 	<p>AN 933</p> <p>PLUG Pipe, Hex Head</p> 
<p>AN 848</p> <p>ELBOW Hose Bulkhead 90°</p> 	<p>AN 914</p> <p>ELBOW Internal and External Pipe Thread 90°</p> 	<p>AN935</p> <p>Washer, Lock, Spring Split</p>  <p>Steel Bronze available in CRES.</p> <p>Medium and Light Series</p>
<p>AN 849</p> <p>CONNECTOR Hose, Bulkhead</p> 	<p>AN 915</p> <p>ELBOW Internal and External Pipe Thread 45°</p> 	<p>AN936</p> <p>Tooth Lock Washer</p> <p>Available Styles:</p>  <p>Steel Bronze available in CRES.</p> <p>Type A Internal</p> <p>Type B External</p> <p>Type C 82° Ctsk.</p> <p>Type D 100° Ctsk.</p>
<p>AN 867</p> <p>FLANGE Pipe Thread Welding</p> 	<p>AN 916</p> <p>ELBOW Internal Pipe Thread 90°</p> 	<p>AN 937</p> <p>CROSS Internal Screw Thread</p> 








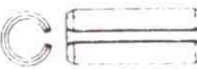
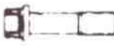
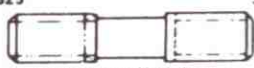




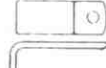

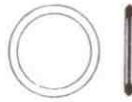






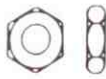

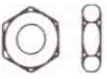


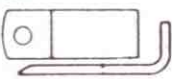



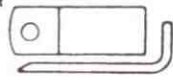


<p>AN 938</p> <p>TEE Internal Screw Thread</p> 	<p>AN6231</p> <p>Scraper, Rod Hydraulic</p>  <p>See AN-S-60</p> <p>INACTIVE FOR DESIGN—USE MS 28776</p>	<p>AN115401-115600</p> <p>Screws, Flat Fillister Head .190-.375</p>  <p>Steel 3A Fit</p>
<p>AN 939</p> <p>ELBOW Internal Screw Thread, 90°</p> 	<p>AN 6289</p> <p>NUT Flared Tube Universal Fitting</p> 	<p>AN115601-115800</p> <p>Screw, Flat Fillister, .190-.375</p>  <p>Drilled Shank</p> <p>Steel 3A Fit</p>
<p>AN 941</p> <p>ELBOW Internal Screw Thread, 45°</p> 	<p>AN8013</p> <p>Washer, Insulator</p>  <p>Steel Al Alloy</p>	<p>AN115801-116150</p> <p>Screw, Flat Fillister .190-.375</p>  <p>Drilled Head</p> <p>Steel 3A Fit</p>
<p>AN944</p> <p>Fittings, Lubrication</p>  <p>Steel</p> <p>INACTIVE FOR DESIGN—USE MS 15001/2</p>	<p>AN101001-101900</p> <p>Bolt, Hex Head .190-.750</p>  <p>Steel 3A Fit</p>	<p>AN116901-117080</p> <p>Screw, Oval Fillister Head .112-.164</p>  <p>Drilled Undrilled</p> <p>Steel 2A Fit</p>
<p>AN950/955</p> <p>Washer, Ball Socket/ Ball Seat</p>  <p>AN950-AN955 Steel</p>	<p>AN101901-102800</p> <p>Bolt, Hex Head .190-.750</p>  <p>Drilled Shank</p> <p>Steel 3A Fit</p>	<p>AN121501-121550</p> <p>Nut, Plain</p>  <p>Steel CRES Steel 3B Fit</p>
<p>AN960-975</p> <p>Washer, Flat</p>  <p>Aluminum Al Alloy Brass Copper Steel CRES.</p>	<p>AN102801-103700</p> <p>Bolt, Drilled Hex Head .190-.750</p>  <p>Drilled Head, 1 Hole</p> <p>Steel 3A Fit</p>	<p>AN121551-121600</p> <p>Nut, Castle</p>  <p>Steel CRES Steel 3B Fit</p>
<p>AN995</p> <p>Lock Wire</p>  <p>CRES. Steel</p> <p>Available in 1 LB. & 5 LB. Spools INACTIVE FOR DESIGN—USE MS 20995</p>	<p>AN103701-104600</p> <p>Bolt, Drilled Hex Head .190-.750</p>  <p>Drilled Head, 6 Holes</p> <p>Steel 3A Fit</p>	<p>AN121601-121925</p> <p>Pin, Flat Head Clevis .125-.500</p>  <p>Drilled Shank</p> <p>Steel</p>
<p>AN3054-3066</p> <p>Nut, Coupling Conduit</p>  <p>Al Alloy</p> <p>AN3055</p>	<p>AN104601-105500</p> <p>Bolt, Hex Head .190-.750</p>  <p>CRES Steel 3A Fit</p>	<p>AN122576-122600</p> <p>Washer, Plain</p>  <p>Steel</p>
<p>AN3195</p> <p>Fastener, Snapside</p>  <p>CRES. Steel</p>	<p>AN105501-106401</p> <p>Bolt, Hex Head, Drilled Shank .190-.750</p>  <p>Drilled Shank</p> <p>CRES Steel 3A Fit</p>	<p>AN122676-122775</p> <p>Pin, Dowel</p>  <p>Steel</p>
<p>AN3196-3199</p> <p>Fastener, Snapside</p>  <p>Style I Style II Style III Style IV</p> <p>Available Styles</p> <p>CRES. Steel</p>	<p>AN106401-107300</p> <p>Bolt, CRES. Drilled Hex Head .190-.750</p>  <p>Drilled Head, 1 Hole</p> <p>CRES Steel 3A Fit</p>	<p>AN123020-123119</p> <p>Gasket</p>  <p>Aluminum- Asbestos Annular</p>
<p>AN6225-6230</p> <p>Packing, "O" and "V" Ring</p>  <p>"O" AND "V" RING</p> <p>Al Alloy</p>	<p>AN107301-108200</p> <p>Bolt, CRES. Drilled Hex Head .190-.750</p>  <p>Drilled Head, 6 Holes</p> <p>CRES Steel 3A Fit</p>	<p>AN123151-123750</p> <p>Rivet, Solid Universal Head and 100° CTSK Head</p>  <p>CRES. Steel Inconel</p>



<p>MS 9241</p> <p>Packing "O" Ring  Rubber AMS 7272</p>	<p>MS 9358/9</p> <p>Nut, Castellated Hexagon  CRES. Steel A-286</p>	<p>MS 9460</p> <p>Rivet, Solid 100" Flush Head  AMS 7235</p>
<p>MS 9245</p> <p>Cotter Pin  CRES. Steel</p> <p>Optional Ends </p>	<p>MS 9360</p> <p>Nut, Plain Hex, Drilled Silver Plated  AMS 5735 (A-286)</p>	<p>MS 9487-9497</p> <p>Screw, Machine--Hexagon Head </p>
<p>MS 9274</p> <p>Washer, Key-Double  CRES. Steel</p>	<p>MS 9361/2</p> <p>Nut, Plain Hexagon, Check (also Silver Plated)  CRES. Steel A-286</p>	<p>MS 9498-9499</p> <p>Screw, Machine, Hexagon Head  AMS5731</p>
<p>MS 9281-9302</p> <p>Screw, Machine-Steel, Hexagon Head </p>	<p>MS 9363/4</p> <p>Nut, Slotted Hexagon, Shear (also Silver Plated)  CRES. Steel A-286</p>	<p>MS 9500-9508</p> <p>Bolt, Machined, Hexagon Head  AMS5731</p>
<p>MS 9303-9312</p> <p>Stud, Shouldered Hex, Wrenching Drilled and Undrilled  Steel</p> <p>E 11 Marking</p>	<p>MS 9365-9367</p> <p>Bracket, Bolt, Flat  CRES. Steel</p>	<p>MS 9516-9526</p> <p>Screw, Machine-Steel, Hexagon Head </p>
<p>MS 9316/7</p> <p>Screw, Machine Hexagon Head Slotted  Steel 2A Fit</p> <p>E 37 Head Marking</p>	<p>MS 9389/90</p> <p>Dowel Pin  AMS 5735 (A-286)</p>	<p>MS 9527-9537</p> <p>Screw, Machine-Steel, Hex Head </p>
<p>MS 9318/9</p> <p>Rivets 100" Flush Head and Universal Head  Monel</p>	<p>MS 9391-9395</p> <p>Clamp, Loop; Cushion; Strap Back Plate  CRES. Steel AMS 3303</p> <p>MS 9391</p>	<p>MS 9549</p> <p>Washer, Flat </p>
<p>MS 9320-9321</p> <p>Washer, Flat  Steel CRES. Steel</p>	<p>MS 9397-9402</p> <p>Bolt, Tee Head  AM6322</p>	<p>MS 9551-9552</p> <p>Bracket-Flat, Steel, Plate </p>
<p>MS 9352-MS 9353/4</p> <p>Clamp, Loop  Aluminum</p>	<p>MS 9403</p> <p>Rivet, Universal Head  AMS 5737 (A-286)</p>	<p>MS 9553</p> <p>Nut-Hex </p>
<p>MS 9355</p> <p>Packing "O" Ring  Rubber AMS 7272</p>	<p>MS 9432-9437</p> <p>Bolt, Tee Head  AMS5735</p>	<p>MS 9554-9580</p> <p>Screw, Machine--Double Hexagon Extended Washer Head, </p>
<p>MS 9356/7</p> <p>Nut, Plain Hexagon  CRES. Steel A-286</p>	<p>MS 9440-9459</p> <p>Bolt, Machine Hexagon Head Drilled and Undrilled  Steel</p>	<p>MS 9581-9582</p> <p>Washer, Key-Cres. </p>



<p>AN123851-124050</p> <p>Seal, Packing "O" Ring  Rubber</p>	<p>MS 9024-9025</p> <p>Clamp, Loop Types  AMS 6350 AMS 5510</p>	<p>MS 9110-9113</p> <p>Bolt, Machine 12 pt. </p>
<p>AN124951-125550</p> <p>Rivet, Solid Universal Head and 100° CTSK Head  CRES. Steel</p>	<p>MS 9033-9039</p> <p>Bolt, 12 Point High Temp.  AMS 5735 (A 286) EH19 Head Marking</p>	<p>MS 9122-9123</p> <p>Slotted Hex Head Machine Screw  Steel E 11 Head Marking</p>
<p>AN125551-125700</p> <p>Rivet, Solid Universal Head  Steel</p>	<p>MS 9047-9048</p> <p>Pin, Spring  Steel</p>	<p>MS 9146-9163</p> <p>Bolt, Machine 12 Point Head  Steel E 11 Head Marking</p>
<p>AN125951-130774</p> <p>Studs-Straight .250-.625  Steel 3A Fit Drilled and Undrilled</p>	<p>MS 9058</p> <p>Ring, Back-Up  AMS 3651</p>	<p>MS 9164</p> <p>Pin, Dowel Oversize  Steel</p>
<p>AN150201-150400</p> <p>Pin, Lock  Steel Brass E1 Marking</p>	<p>MS 9060-9066</p> <p>Bolt, Machine 12 Point Ext. Washer Head High Temp.  AMS 5735 (A 286) EH19 Head Marking</p>	<p>MS 9165-9168</p> <p>Bolt, Brackets  Steel ALSO SEE MS 9101 04/MS 9228 31</p>
<p>AN150401-150450</p> <p>Nut-Hex, Check and Shear Slotted  Steel 3B Fit</p>	<p>MS 9068</p> <p>Packing "O" Ring  Silicone Rubber AMS 3304</p>	<p>MS 9169-9175</p> <p>Bolt, Machine 12 Point Head Drilled  Steel E 11 Head Marking</p>
<p>AN150501-170900</p> <p>Stud-Stepped  Steel 3A Fit</p>	<p>MS 9081</p> <p>Washer, Key-Double  Steel</p>	<p>MS 9177/8-9183-9192</p> <p>Bolt, Machine Drilled and Undrilled  AMS 5735 (A 286) Steel EH 19 A 286 Head Marking E 11 Steel Head Marking</p>
<p>MS 9012-9014</p> <p>Retaining Rings  Beryllium Copper Steel Superceded by MS 16624/5 External Internal</p>	<p>MS 9088-9094</p> <p>Bolt, Machine 12 Point Head Drilled  Steel E 11 Head Marking</p>	<p>MS 9200-9201</p> <p>Nut, Plain Hex, Connection  Aluminum CRES. Steel E 12 Aluminum EH 5 CRES</p>
<p>MS 9016-MS 9017</p> <p>Bushing Screw, Slotted  Steel</p>	<p>MS 9099-9100</p> <p>Nut, Hex Connection  Aluminum CRES. Steel E 12 Marking Aluminum E 10 Marking CRES.</p>	<p>MS 9206-9223</p> <p>Screw, Machine  Steel AMS6304</p>
<p>MS 9018</p> <p>Insert, 18-1.5MM Aviation Spark Plug, Helical Coil  CRES. Steel SEE DESIGN STANDARD MS 9071</p>	<p>MS 9101-9104</p> <p>Bracket, 90° Angle .190-.375 Bolt  AMS 5510</p>	<p>MS 9224</p> <p>Bolt, Machine 12 Point Head  AMS 5735 (A 286) EH 19 A 286 Head Marking</p>
<p>MS 9020-9021</p> <p>Packing "O" Ring  Rubber</p>	<p>MS 9105</p> <p>Pin, Lock  CRES. Steel</p>	<p>MS 9228-9231</p> <p>Bracket, 90° Angle .190-.375 Bolt  AMS 5504</p>



METROPOLITAN AIRCRAFT PARTS, INC.